

Wiring, Printed Certified for Canada - Component

COMPANY

KSG GmbH

AUERBACHER STR 3-5
GORNSDORF, 09390 Germany

E143060

| Type | Cond Width | | Cond Thk | SS/ DS | Area Diam | Max Report date After | Surface Mount | Assembly Solder Process | Temp °C | Cycles | Max | | Meets UL796 | C | I |
|---|------------|---------|-----------|--------|-----------|-----------------------|---------------|-------------------------|---------|--------|------------------|--------------|-------------|-----|---|
| | Min mm | Edge mm | | | | | | | | | Solder Limits °C | Oper Temp °C | | | |
| Multilayer printed wiring boards | | | | | | | | | | | | | | | |
| 3M (ASP 1) | 0.07 | 0.11 | 5 Int:105 | DS | 90.0 | Yes | Yes | 260 | 6 | - | - | 130 | V-0 | All | * |
| 4L | 0.04 | 0.06 | 9 Int:105 | DS | 50.8 | No | - | - | - | 288 | 20 | 130 | V-1 | All | * |
| 4M | 0.04 | 0.06 | 9 Int:105 | DS | 50.8 | No | - | - | - | 288 | 20 | 130 | V-0 | All | * |
| H2 @ | 0.039 | 0.117 | 64 Int:95 | DS | 25.4 | No | - | - | - | 288 | 10 | 130 | V-0 | All | 3 |
| M2 | 0.064 | 0.10 | 9 Int:107 | DS | 50.0 | No | - | - | - | 288 | 20 | 130 | V-0 | All | * |
| M3 (ASP 1) | 0.04 | 0.06 | 5 Int:105 | DS | 90.0 | Yes | Yes | 260 | 6 | - | - | 130 | V-0 | All | * |
| M4 | 0.064 | 0.10 | 9 Int:107 | DS | 127.0 | No | - | - | - | 288 | 20 | 130 | V-0 | All | 3 |
| M6 (ASP 1) | 0.04 | 0.06 | 5 Int:70 | DS | 50.8 | No | Yes | 260 | 6 | - | - | 130 | V-0 | All | 3 |
| M7 (ASP 1) | 0.04 | 0.06 | 5 Int:105 | DS | 90.0 | Yes | Yes | 260 | 4 | - | - | 120 | V-0 | All | 3 |
| M8 | 0.075 | 0.10 | 17 Int:35 | DS | 50.0 | No | - | - | - | 288 | 20 | 130 | V-0 | All | * |

| | | | | | | | | | | | | | | | |
|------------|-------|-------|---------------|----|-------|----|---|---|---|-----|----|-----|-----|-----|---|
| ML | 0.064 | 0.19 | 18 Int:107 | DS | 90.2 | No | - | - | - | 270 | 8 | 125 | V-0 | All | * |
| ML1 | 0.064 | 0.10 | 9 Int:107 | DS | 127.0 | No | - | - | - | 288 | 20 | 125 | V-0 | All | * |
| ML2 | 1.100 | 1.500 | 30 Int:18 | DS | 89.9 | No | - | - | - | 255 | 8 | 125 | V-0 | All | * |
| ML3 | 1.350 | 1.700 | 30 Int:400 | DS | 90 | No | - | - | - | 230 | 3 | 130 | V-0 | All | * |
| ML4 | 0.064 | 0.100 | 9 Int:107 | DS | 127.0 | No | - | - | - | 288 | 20 | 130 | V-0 | All | 3 |
| ML5 | 0.064 | 0.10 | 9 Int:102 | DS | 127.0 | No | - | - | - | 288 | 20 | 130 | V-0 | All | * |
| ML6 | 0.064 | 0.190 | 18 Int:107 | DS | 90.2 | No | - | - | - | 270 | 8 | 130 | V-0 | All | * |
| ML7 | 0.064 | 0.190 | 18 Int:107 | DS | 13.8 | No | - | - | - | 270 | 8 | 130 | V-0 | All | 3 |

Multilayer rigid flex composite printed wiring boards, flammability only Recognition

| | | | | | | | | | | | | | | | |
|----------------|---|---|---|----|---|----|---|---|---|-----|----|---|-----|---|---|
| SF1 | - | - | - | DS | - | No | - | - | - | 270 | 10 | - | V-0 | - | - |
| SF1< | - | - | - | DS | - | No | - | - | - | 270 | 10 | - | V-1 | - | - |
| SF2 | - | - | - | DS | - | No | - | - | - | 270 | 10 | - | V-0 | - | - |
| SF2< | - | - | - | DS | - | No | - | - | - | 270 | 10 | - | V-0 | - | - |
| SF7 | - | - | - | DS | - | No | - | - | - | 270 | 10 | - | V-0 | - | - |
| SF7< | - | - | - | DS | - | No | - | - | - | 270 | 10 | - | V-1 | - | - |

Multilayer Rigid Flex Composite, Flexible Materials Interconnect Constructions intended for use in flexible-rigid applications - Flammability Only Recognition.

| | | | | | | | | | | | | | | | |
|---------------|---|---|---|----|---|----|---|---|---|-----|----|---|-----|---|---|
| ML-FR1 | - | - | - | DS | - | No | - | - | - | 288 | 10 | - | V-0 | - | - |
|---------------|---|---|---|----|---|----|---|---|---|-----|----|---|-----|---|---|

Multilayer Rigid Flex Composite, Flexible Materials Interconnect Constructions intended for use in flexible-rigid applications.






| | | | | | | | | | | | | | | | |
|--------------------------|------|------|--------------|----|----|----|---|---|---|-----|----|-----|-----|-----|---|
| ML-FR (Note 1) | 0.07 | 0.07 | 17 Int:68 | DS | 60 | No | - | - | - | 288 | 10 | 105 | V-0 | - | 4 |
| ML-FR(b) (Note 1) | 0.07 | 0.09 | 17 Int:68 | DS | 60 | No | - | - | - | 288 | 10 | 105 | V-0 | - | - |
| ML-FR2 | 0.08 | 0.24 | 35 Int:35 | SS | 60 | No | - | - | - | 288 | 10 | 130 | V-0 | - | 2 |
| SF (Note 1) | 0.09 | 0.09 | 17 Int:68 | DS | 60 | No | - | - | - | 288 | 20 | 130 | V-0 | All | 3 |

| Single layer flexible printed wiring boards | | | | | | | | | | | | | | | |
|--|-------|-------|------|----|-------|-----|-----|-----|---|-----|----|-----|-----|-----|---|
| FL | 0.1 | 0.3 | 17.5 | DS | 61 | No | - | - | - | 250 | 30 | 105 | V-0 | - | - |
| Single Layer flexible printed wiring boards, flammability only Recognition | | | | | | | | | | | | | | | |
| FL1 | - | - | - | DS | - | No | - | - | - | 250 | 30 | - | V-0 | - | - |
| Single layer printed wiring boards | | | | | | | | | | | | | | | |
| 3D (ASP 1) | 0.07 | 0.11 | 5 | DS | 90.0 | Yes | Yes | 260 | 6 | - | - | 130 | V-0 | All | * |
| 5G | 0.04 | 0.06 | 9 | DS | 50.8 | No | - | - | - | 288 | 20 | 130 | V-1 | All | * |
| 5H | 0.04 | 0.06 | 9 | DS | 50.8 | No | - | - | - | 288 | 20 | 130 | V-0 | All | * |
| D1 | 0.064 | 0.10 | 9 | DS | 127.0 | No | - | - | - | 288 | 20 | 125 | V-0 | All | * |
| D2 | 0.064 | 0.100 | 9 | DS | 50.0 | No | - | - | - | 288 | 20 | 130 | V-0 | All | * |
| D3 (ASP 1) | 0.04 | 0.06 | 5 | DS | 90.0 | Yes | Yes | 260 | 6 | - | - | 130 | V-0 | All | * |
| D4 | 0.064 | 0.100 | 9 | DS | 127.0 | No | - | - | - | 288 | 20 | 130 | V-0 | All | 3 |
| D5 | 0.064 | 0.10 | 9 | DS | 127.0 | No | - | - | - | 288 | 20 | 130 | V-0 | All | * |
| D7 (ASP 1) | 0.04 | 0.06 | 5 | DS | 90.0 | Yes | Yes | 260 | 4 | - | - | 120 | V-0 | All | 3 |
| DKL, EEL | 0.064 | 0.19 | 18 | DS | 90.2 | No | - | - | - | 270 | 8 | 125 | V-0 | All | * |
| DKL2 | 0.18 | 0.53 | 18.3 | DS | 25.4 | No | - | - | - | 255 | 8 | 120 | V-0 | All | * |
| DKL3 | 0.083 | 0.25 | 18.3 | DS | 90.1 | No | - | - | - | 270 | 8 | 100 | V-1 | All | 0 |
| DKL4 | 0.064 | 0.10 | 9 | DS | 127.0 | No | - | - | - | 288 | 20 | 130 | V-0 | All | 3 |
| DKL6 | 0.064 | 0.19 | 18 | DS | 90.2 | No | - | - | - | 270 | 8 | 130 | V-0 | All | * |
| S6 (ASP 1) | 0.04 | 0.06 | 5 | DS | 50.8 | No | Yes | 260 | 6 | - | - | 130 | V-0 | All | 3 |
| TF1 | 0.125 | 0.190 | 18 | DS | 89.9 | No | - | - | - | 288 | 10 | 150 | V-0 | All | 0 |
| TF2 | 0.125 | 0.190 | 18 | DS | 90.1 | No | - | - | - | 288 | 10 | 105 | V-0 | ▲ | 0 |
| TF3 | 0.16 | 0.22 | 18 | DS | 89.9 | No | - | - | - | 288 | 10 | 130 | V-0 | All | 0 |

* - CTI marking is optional and may be marked on the printed wiring board.

ASP 1 - Assembly solder process evaluated to IPC-TM-650, 2.6.27 Thermal Stress Assembly Simulation

Note 1 - The copper thickness values shown are for the rigid section. For the flexible section, both internal and external copper are 35 mic only.

Marking: Company name or tradename "K", "KSG" or trademark , , ,  or file number and type designation and the Recognized Component Mark for Canada, . May be followed by a suffix to denote factory identification or flammability classification..

Last Updated on 2024-04-28

The appearance of a company's name or product in this database does not in itself assure that products so identified have been manufactured under UL Solutions' Follow - Up Service. Only those products bearing the UL Mark should be considered to be Certified and covered under UL Solutions' Follow - Up Service. Always look for the Mark on the product.

UL Solutions permits the reproduction of the material contained in Product iQ subject to the following conditions: 1. The Guide Information, Assemblies, Constructions, Designs, Systems, and/or Certifications (files) must be presented in their entirety and in a non-misleading manner, without any manipulation of the data (or drawings). 2. The statement "Reprinted from Product iQ with permission from UL Solutions" must appear adjacent to the extracted material. In addition, the reprinted material must include a copyright notice in the following format: "©2024 UL LLC."